




CARING FOR *Baneasa*

COINS FOR KIDS 2017



2017 > Fund-Raiser Packet

ngm.ag.org • [f /NationalGirlsMinistries](https://www.facebook.com/NationalGirlsMinistries)

[@NationalGirls](https://twitter.com/NationalGirls) • [#NGirlsMinistries](https://twitter.com/NationalGirls)





Welcome

It's exciting to offer this resource to you! The Coins for Kids Fund-Raiser Packet can take your missions giving to a whole new level. The goal is to share fun activities and ideas that will keep Caring for Baneasa and Coins for Kids in focus throughout the year. Here is a quick look at what's included in this packet:


- **A Day in the Life of a Girl in Romania** – Discover what it would be like to live a day in Romania as you follow the story of a beautiful young girl named Liliana. Learning words in Romanian, making fun crafts, playing games, and eating Romanian-inspired snacks will give your girls a glimpse into life in Romania.
- **Adopt-a-Need** – Use the reproducible goal sheet to communicate the needs for this project in Romania. Girls can help pick a target that will motivate giving with a goal for the group.
- **Nationwide Girls Ministries Event** – Our annual event in the fall has been extremely successful. We provide a full planning guide to help you coordinate an amazing event. Late in the spring, look for your Nationwide Girls Ministries Event Packet with all the details you will need.
- **Family Fun Night** – Host a family night at the church with a fun, specialty popcorn concession stand!
- **More Fund-Raising Ideas** – There are even more ideas included in this packet to help raise funds for Coins for Kids, Caring for Baneasa, this year.

We have an incredible opportunity to equip the Baneasa Community Center with everything they need to impact the lives of so many young children! Take the ideas from this packet and feel free to make them your own. We cannot wait to hear what you do to raise money for Coins for Kids and Caring for Baneasa in 2017.



Blessings to you!

The National Girls Ministries Team



Welcome2

Emphasizing the Coins for Kids Project4

Coins for Kids Products.....5

A Day in the Life of a Girl in Romania6

Romania Fast Facts6

Nationwide Girls Ministries Event.....14

Fund-Raisers.....17

 Name Your 10 Fund-Raiser

 Adopt-a-Need

 Family Fun Night

 7-7-7

 Walk/Run for Coins for Kids

 Pancake Breakfast

Giving Report Form20

Product Order Form21

Emphasizing the Coins for Kids Project



What is Coins for Kids?

Join Girls Ministries clubs everywhere as we partner with Boys and Girls Missionary Challenge (BGMC*) to make

our coins count. Coins for Kids is the missions arm of Girls Ministries. Each year the national Girls Ministries Department, in cooperation with Assemblies of God World Missions and U.S. Missions, selects a missions project that specifically affects children. Together we've helped build a school for kids in Venezuela, a multipurpose building for Camp AN in Alaska, and cooking centers for kids in South Africa. These are just a few of the ways we've been able to make a difference for kids. For more details about these projects and others, check out our past projects page at ngm.ag.org.

The Coins for Kids offering received during the project year and from the Nationwide Event not only benefits the national missions project but also contributes to BGMC when mailed to the national Girls Ministries Department.

**Churches who give to Coins for Kids through the national Girls Ministries Department will get both BGMC and World Missions giving credit.*

Girls will be more motivated to participate when they understand the difference they are making. Here are some ideas to get started:

- Each year a project that specifically affects children is selected and announced to participating churches nationwide. This year's project is Caring for Baneasa.

- Make girls aware of the project by distributing copies of the **CFK Promo Card** (1 per girl) and playing the *CFK Promotional Video* during a club meeting.
- Challenge the girls to set a goal for 2017 and then think creatively about how they might be able to meet it. Use the *Faith Promise Cards*. Purchase the silicone **CFK Bracelets** for your girls to wear as a reminder of their promise.
- Order the free **Coins for Kids Promo Cards** and **Offering Boxes** (see the Order Form). The card explains the ministry of Coins for Kids and this year's project.

- Customize the **Coins for Kids Offering Boxes** with project-themed labels. On our Web site, you can find *Offering Box Sticker Art* (Avery label 5160) identifying the project. Print these labels and stick them on the back of each offering box.

Note: Create your own offering containers. You

can also have the girls use potato chip cans to collect coins and cash. There is *Can Label art* (Avery Full Sheet labels) that can be printed as labels or on plain paper and taped to the can.

- Be sure girls bring their offerings to each fund-raising event.
- Remember to keep raising funds throughout the year.



Scan to view
Coins for Kids
Promotional Video.



Resources in italics are available for download at ngm.ag.org/cfk. Items in **bold** are available for purchase.



CARING FOR Baneasa

COINS FOR KIDS 2017



Imagine if you were all alone, with no home and no family to take care of you. Kids your age in Baneasa have no place to go — until now. With Coins for Kids, we can help missionaries build a center where every kid has someone who cares about them.

Through our project Caring for Baneasa, we're raising money so a new center can provide hot meals, school supplies, health classes, and even a greenhouse to grow veggies. With just your spare change, you can help kids just like you learn to read, grow strong, and have a chance to play on a playground for the first time in their lives!

When you give to Coins for Kids, you're helping to bless other kids with a place where they can feel safe and cared for. If we all work together, we can make sure the kids of Baneasa never feel alone again!


To view a video of this project or to donate online, visit ngm.ag.org/cfk.

Coins for Kids Bracelet

These bracelets will get everyone excited about the 2017 Coins for Kids project, Caring for Baneasa. Wearers will be reminded to pray for the community center and the girls in Romania. Also use as rewards for meeting offering goals. Yellow, adult-size silicone wristband says, "Coins for Kids – Romania 2017." 8 x 1/2"



Package of 10
17MT8045
\$4.99



Coins for Kids Promo Card

Promote Caring for Baneasa Coins for Kids project with this 4-color promo card. Pass them out to every girl in your clubs. 4 x 9"

73MT4933 FREE

Coins for Kids Offering Box

Give these out to your girls and encourage them to fill them with money for Coins for Kids and turn them in during the year.



73MT4943 FREE

Order form is on page 21.



COINS FOR KIDS



A Day in the Life of a Girl in Romania

ROMANIA FAST FACTS

- **Population:** 20 million people (about the same as the state of Florida)
- **Capital City:** Bucharest (about 1.8 million people), the nation's largest city, located in the center of the southern region
- **People Groups:** Romanians (72%); Hungarians (8%); Germans (4%); Jews (4%); and other (12%), including Ukrainians, Russians, and Bulgarians
- **Languages:** The official language is Romanian, which has Latin roots that

date back to the Roman occupation of the area. The language also contains words from Greek, Slavic, and Turkish languages. Magyar (the language of ethnic Hungarians) and German are spoken, as are Serbian, Ukrainian, Slovak, Czech, Bulgarian, and Turkish. The language of the Roma population is Romany, although many Roma combine that language with Romanian.

- **Religions:** The state religious organization of Romania is the Romanian Orthodox Church (87%).

VIEW the Coins for Kids Caring for Baneasa Promotional Video.

LOCATE the region on a map or globe. Romania is a country in southeastern Europe at the north end of the Balkan Peninsula, bordering the countries of Ukraine and Moldova to the north, Hungary to the northwest, Serbia to the southwest, Bulgaria to the south, and the Black Sea to the east. The land area is 91,699 square miles (237,500 square kilometers), slightly smaller than Oregon. The Carpathian Mountains cover about one-third of the country. They surround the Transylvanian Plateau and divide it from the other two main regions: Moldavia in the northeast and Walachia in the south. The Transylvanian Alps in the central region contain the highest peak, Mount Moldoveanu. The Danube River stretches through the country for six hundred miles, forming its southern border with Serbia and Bulgaria and emptying into the Black Sea in the east.

DISPLAY a suitcase, and announce that you're all taking an imaginary trip to Romania. Remove one item at a time, and challenge the girls to guess what it has to do with Romania. Include the following items:

- A bag of sugar beets (a major crop)

- Sunflower seeds (a major crop)
- A shoe (shoes are among the products Romania exports to other countries)
- An umbrella (summers in Romania are rainy and stormy)
- An ice scraper or mitten (winters in Romania are very cold and snowy)
- A toy car (petroleum, which provides fuel for cars, is a natural resource in Romania, though reserves are declining)
- A teddy bear (brown bears live in the mountains of Romania)
- A Bible (Jesus loves the people of Romania, but many of them still need to hear the gospel)

DIVIDE the group into two teams, and challenge them to find cotton balls, or "lost sheep." (You'll need to hide these around the room ahead of time.) Award small prizes to the winning team members.

READ or have volunteers read Matthew 18:12-14 and John 10:11. Remind girls that Jesus is the Good Shepherd. He loves His followers. He also loves those who are spiritually lost. He gave His life so people everywhere can become a part of His flock and experience His care.

EXPLAIN that just as there were shepherds in

Bible times, there are still people who work as shepherds in some parts of the world. In Romania, shepherds tend sheep high in the Carpathian Mountains.

The Carpathian shepherd dog is a breed of dog named for the Carpathian Mountains in Romania. These fluffy dogs help the Romanian shepherds keep up with their sheep. Shepherds must watch the sheep closely to keep them safe from the bears, wolves, and wild cats called lynxes that roam the mountains.

Jesus loves the people of Romania and wants to be their Good Shepherd. God wants the Romanians to come to know Him.

READ the following story to help girls envision what it's like living in Romania.

STORY

Story of Liliana and Her Family

Liliana is a ten-year-old girl who lives with her four siblings and her grandmother in an old, one-room adobe house. Liliana's parents left for Spain last year to find work and send money home. So far, they haven't been able to send any money, and they haven't called home in a long time. The children and their grandmother survive during the summer on what grows in the yard. They plant a garden and care for a few chickens, pigs, and goats. In the winter, their living conditions become much more difficult.

"The cold easily goes through the thin walls of the house, and we get very cold," says Liliana.

They must chop wood for their fire and shovel a path through the snow to the barn to feed the animals.

Liliana's Family

The children miss their parents and often fall asleep crying because they are afraid that something has happened to their parents and they won't come home again. Grandmother comforts them and assures them everything will be fine.

Last week, some missionaries visited the children's school. They told stories about Jesus and handed out children's Bibles. Grandmother can't read,

but she asks Liliana to read from the Bible before they go to bed. Liliana reads a story about Jesus welcoming and blessing little children. Everyone feels better after hearing about Jesus' love.

Liliana and her siblings sleep, eat, play, and do their homework in the same room. Two beds, one table, one old stove, multicolored carpets, and cracked walls form the space where Liliana and her siblings spend most of their time.

Liliana's older sister Mihaela is planning a trip. She will go away to Italy with an aunt and uncle to find work. She doesn't know what kind of work it will be, but she promises to send everyone clothes and shoes and candy.

Meals

Often, there is not enough food for everyone to have three meals a day. Lunch is the most consistent meal. It is usually soup: bean soup, cabbage soup, or potato soup. Very rarely is meat available. In the evening, Liliana and her siblings eat what remains from lunch. If there is nothing left, they go to bed hungry, waiting for lunch the next day.

"We share everything we have to eat, and if there are evenings when we don't have enough food, we just understand and wait for tomorrow," Liliana says.

Liliana's School

Liliana dreams of becoming a nurse, so she does her homework every day and studies hard. Baneasa County is one of the poorest areas in Romania. Many children don't go to school at all because their parents cannot afford the clothes, supplies, and other expenses. These kids take on adult responsibilities at an early age, working in the fields with their parents instead of going to school.

Some kids start fighting and stealing, and end up in trouble with the police. "I don't want this to happen to me or my brothers," Liliana says. "I want to become a nurse to help my grandmother and other people from my village."



Liliana's Village Life and Play

Besides being poor, children in rural Romania face many other challenges that can keep them from attending school. For kids who live outside the cities, it can take hours to get to and from school. They walk on unpaved roads for many miles, sometimes in cold weather or pouring rain. Many children have to walk from other villages more than one hour each way. Most kids can't attend school every day. When they do go to school, they are very tired from the journey.

Kids in rural Romania have few of the conveniences that are available in cities. They know almost nothing about computers or the Internet. They don't have modern toys or games. They spend their spare time on narrow village streets, playing with homemade toys. They sing, laugh, and tell jokes. This is the only entertainment they know.

Tens of thousands of Romanian children are growing up parentless because their mothers and fathers are working in other countries. At least two million Romanian adults have crossed into Italy, Spain, and other countries in search of higher paying jobs, often leaving their children behind with aging grandparents or older siblings.

According to the Romanian Ministry of Labor, Family, and Social Protection, there are now more than eighty thousand families in Romania in which both parents are working abroad while their child or children stay in Romania. Another thirty-five thousand families have at least one parent in another country.

Hope Arrives

Today, Liliana came home from school and told her grandmother that the missionaries are building a community center nearby, and it will be for all the children! Kids will be able to go there after school and on the weekends. They

will even have a playground and classrooms for homework, music, and crafts. Children who don't go to school will receive help so they can start attending school again. Kids will be able to get special help with schoolwork. Those who don't have enough to eat at home will receive food. The missionaries will even bring gifts to all the children in the village at Christmas.

Christmas for Liliana

Christmas is Liliana's favorite holiday. She likes caroling with her friends and singing "Star Carol." The star—made of colored paper and decorated with tinsel, silver foil, and bells—is hung on a pole. In the middle of the star is a picture of Baby Jesus or a nativity scene. Carol singers take the star with them when they go carol singing.

The words of the song "Star Carol" are:

*"The star has appeared on high,
Like a big mystery in the sky,
The star is bright,
May all your wishes turn out right."*

It is a tradition for someone to dress up as a goat, with a multicolored mask, and follow along with the carol singers. The goat is known as the "Capra." The Capra jumps and dances and makes everyone smile.

Liliana is looking forward to all the Christmas food her grandmother will make, like cabbage rolls, cozonac (poppy seed and walnut pastry), and toba (stuffed pig stomach).

Liliana has one special Christmas prayer. She is asking God to reunite her family. As Liliana reads her Bible, she is learning to trust Jesus. She knows that with God, all things are possible! ●



WORDS AND PHRASES English — Romania

Jesus loves you. *Isus te iubeste*
(Eesoos tey yoobeshteh)

Good morning. *Bună dimineața*
(Boonuh deemeenyata)

How are you? *Ce faci* (Che fache)

Fine. *Bine* (Beeneh)


See you later. *La revedere* (Luh revedereh)

Come. *Vino* (Veenoh)

Sit. *Stai jos* (Stiy jos)

Good. *Bine* (beeneh)

Bad. *Rau* (rauh)



A Day in the Life of a Girl in Romania

GAMES

OPTION 1 Hopscotch



EXPLAIN that children in many parts of the world enjoy playing hopscotch. In Romania, kids call it *șotron*. This lively game is popular all over Romania.

CREATE a hopscotch board as shown. (Use sidewalk chalk outdoors or tape indoors.) Girls can participate individually or on teams. Number the squares from 1 to 10.

The first girl tosses a small stone in the first square. If it lands outside the square, she loses a turn and the next player tries. If it lands in the square, she jumps from the first figure to the last one, skipping the square with the stone. She should hop all the way through on one foot. Where two squares are next to each other, she should land on both feet. Then she hops back through in reverse order, picking up the stone when she gets to it, and skipping over that square again.

If a foot lands on a line or outside the square, the player is out and must start again on the next turn. The next round, toss the stone into the second square, and so on. The first player or team to complete all ten squares is the winner.

OPTION 2

Meet the Queen (version of Red Light, Green Light)

EXPLAIN that Romania had kings and queens for hundreds of years. Today, a president and prime minister rule Romania.

HELP the players choose a queen. This game is best suited for eight to twenty girls. The queen faces a wall. Mark a line on the ground about twenty feet from the queen. The players start from this place and try to take one step at a time toward the queen while she is not looking.

The queen can turn around quickly or slowly, varying her timing to catch players off guard. If the queen catches any player moving when she turns around, that girl returns to the starting point. The players must be quick and try to move unnoticed until they can touch the queen. The queen must try to keep her position by catching the players in motion. The first person to touch the queen takes her place.

OPTION 3 Come Over (version of Red Rover)

EXPLAIN that there are many challenges for missionaries going to another country. It can take a lot of work, prayer, and support to break through all the barriers. But the effort is worthwhile, as people everywhere come to know Jesus and become a part of the big family of God. Challenge girls to pray for missionaries, give to missions, and consider becoming missionaries themselves.

DIVIDE the group into two teams for this game. The teams hold hands forming a “wall” and stand face-to-face about twenty feet apart. The first team starts the game by saying: “Come over, come over, send (girl’s name on the opposite team) on over.” The girl chosen runs toward the opposite team and tries to break through the wall. If she succeeds, she can choose a player and return to her team. If she doesn’t break the wall, she remains with the opposite team. The game continues until everyone is on the same side.



A Day in the Life of a Girl in Romania

CRAFTS

OPTION 1

Flag of Romania

SHOW the girls a Romanian flag. It is tricolor with vertical stripes of blue, yellow, and red. Provide sheets of white paper, paintbrushes, and blue, yellow, and red paint. Have the girls paint their own Romanian flags. Hang these on a line or lay them out on a table to dry. At the end of the session, encourage the girls to take their flag home and hang it in a prominent place as a reminder to pray for the children and families of Romania.

OPTION 2

Cornhusk Dolls

REMIND the girls that because many children in Romania can't afford toys, they have to make their own. Help the girls make cornhusk dolls. Purchase cornhusks at the grocery store or a craft store. Soak the cornhusks in water for at least ten minutes. Stack six husks together, and tie them with yarn about one inch from the top. Then fold the husks down, covering the yarn. Tie it off at the top to form a head.

Roll another husk and tie it at each end to make a set of arms. Position this between the

husks, under the head, and tie it off to create two arms and a waist. Make hair by gluing on yarn or raffia. Decorate with buttons and bits of fabric, if desired.

OPTION 3

Bookmarks

EXPLAIN that in March, Romanians celebrate the arrival of spring and the new life it brings by exchanging little gifts with tassels. Help the girls make Bible bookmarks with tassels to remind them of the new life Jesus brings.

Distribute blank paper bookmarks purchased from a craft store, or cut stiff paper into strips. Hand out thick rectangles of cardboard and yarn. Wrap the yarn several times horizontally around the cardboard. Secure around the middle with another piece of yarn. Cut the yarn off the cardboard in the middle, and securely wrap another piece of yarn around the top of the bundle to create a tassel. String a single piece of yarn through the top of the tassel. Use a hole punch to create a hole in the bookmark, and attach the tassel.

Have the girls decorate the bookmarks with stickers and their favorite Bible verses. Encourage them to keep these in their Bibles and to read their Bibles regularly.

- 1 medium onion
- 1 teaspoon lemon juice
- salt

Preparation:

1. Cover a large baking sheet with aluminum foil. (This will greatly help with the cleaning process.)
2. Preheat the oven at 400 F. Pierce the eggplant with a fork and roast the eggplants for about 40–45 minutes turning periodically so that all sides become roasted black.
3. Peel the eggplants while they are still warm, then drain using a strainer for at least half an hour.
4. Mash the strained eggplants with a mixer and continue mixing while adding the olive oil one tablespoon at a time.
5. Chop the onion very finely or grate into a paste. (You can use a food chopper on the finest setting.)

SNACKS

Make and sample the flavors of Romania using one or more of these simple recipes.

SNACK OPTION 1

Romanian Eggplant Salad (*version of baba ghanoush spread*)

This is a traditional appetizer in Eastern Europe and the Middle East.

Cooking time: about 1 hour 20 minutes (roasting: 40–45 minutes, straining: 30 minutes, preparing the salad: 10 minutes)

Makes: 6–8 servings

Ingredients:

- 4 middle-sized eggplants
- 4-5 tablespoons olive oil

6. Add the onion into the mix, and season with salt and lemon (taste and adjust the seasoning). Note that adding a bit more salt always enhances all the other flavors.
7. Place in a serving bowl. You can decorate with olives, and thin slices of tomatoes or red pepper.

SNACK OPTION 2

Sarmale (*Stuffed Cabbage Rolls*)

Romanians often eat these cabbage rolls at Christmas and other special occasions.

Cooking time: 2–2 1/2 hours (preparation: 1 – 1 1/2 hour; cooking: 45 minutes; baking: 15 minutes)

Makes: 12 servings

Ingredients:

- 1.5 pounds ground meat (combined lean beef and pork)
- 3 tablespoons rice
- 2 onions
- 1 or 2 slices of bread, soaked in water
- 2 sauerkraut cabbages (or 1 fresh cabbage and 1-quart jar of sauerkraut)
- 2 tablespoons olive oil
- salt
- ground black pepper
- tomato paste (small can)
- sour cream

Preparation:

1. Mix the ground meat with one finely chopped onion, the soaked and mashed bread, the washed rice, salt, and ground black pepper. To obtain a more tender composition add 2–3 tablespoons of water in the mixture.
2. Wash and drain the sauerkraut cabbages. Squeeze them.
3. If a fresh cabbage is used, you need to separate the leaves for filling. To do this, bring a pot of water to a boil, and submerge the cabbage into the hot water for about 20 – 30 seconds, then separate the outer leaf and cut the middle vein. Repeat until all the leaves are separated.
4. If a sauerkraut cabbage is used, then the leaves can be easily separated.
5. Fill each leaf with the ground meat mixture and roll, tucking in the ends of the cabbage leaf. If the leaves are very big, you can cut them in half.
6. Finely chop the remaining sauerkraut. If you use fresh cabbage, chop the remaining of the fresh cabbage and add the chopped

sauerkraut.

7. Put a layer of chopped cabbage on the bottom of a large nonstick pot and add one layer of chopped onion. Add half can of tomato paste and the olive oil.
8. Arrange the stuffed cabbage rolls in layers. Add chopped onion on top, the remaining chopped cabbage, and the remaining tomato paste.
9. Add water to cover everything. Season it with salt and peppercorns (black pepper).
10. Bring to a boil and then simmer at medium-low heat for about 45 minutes. Add water from time to time to keep the stuffed rolls covered to the top.

SNACK OPTION 3

Șnițel

People throughout Europe and other parts of the world eat variations of this dish. You may have heard of the German version, Wiener schnitzel.

Cooking time: 30 minutes

Makes: 4 servings

Ingredients:

- 8 veal or chicken cutlets
- 2 eggs
- 1 cup flour
- 1 cup bread crumbs
- olive oil

Preparation:

1. Set up three small bowls with flour, bread crumbs, and beaten eggs.
2. Pound the veal cutlets with a meat mallet.
3. Dredge each cutlet in flour.
4. Dip in beaten eggs and drip off the excess.
5. Dip in bread crumbs to coat evenly on both sides.
6. Heat olive oil in a frying pan. Put enough olive oil in the pan to cover the cutlets half way.
7. Fry the cutlets at medium heat for about 2 minutes on each side (until golden-brown).
8. Remove the cutlets to a plate covered with paper towel to absorb the excess fat.
9. Remove the paper towel and put on a serving plate. Garnish with lemon slices on top

SNACK OPTION 4

Crêpes

In Romania, crêpes aren't just for dessert. Romanians may also fill them with cheese, yogurt, or dried fruit.



Cooking time: about 45 minutes (preparation: 5 minutes, cooking: 40 minutes)

Makes: 16 crepes- 4 servings

Ingredients:

- 1 cup flour
- 1 cup milk
- 2 large eggs
- 1 pinch of salt
- 3–4 tablespoons oil (olive oil recommended)

Preparation:

1. Crepes batter: Mix the flour with the eggs, milk, and salt (easier with a mixer). The batter should be as thick as heavy cream. If not thin enough add a little bit more milk.
2. Let the batter rest for at least half an hour.
3. Heat a nonstick pan with a teaspoon of olive oil, on medium high.
4. Pour a small ladle of batter to cover the bottom of the pan entirely (tilt the pan as needed).
5. Flip the crepe with a wide wooden or plastic spatula when it begins to brown slightly on one side (about a minute - check by slightly raising an edge with a wide knife to peek on the other side).
6. Let the crepe brown slightly on the other side (usually it makes brown spots).
7. Invert the pan on the serving plate to release the crepe on to the plate
8. Put another teaspoon of oil in the pan and proceed with the next crepe.
9. The crepes can be served folded and powdered with confectioners' sugar or filled with fruits preserves or sweet cheese filling and rolled. They are best served warm. Enjoy!

SNACK OPTION 5

Studel cu mere (*Apple Strudel*)

Apple strudel is a favorite among Romanian children. It's an easy dessert for kids to make while learning to cook.

Ingredients:

Dough Ingredients

- 2 c flour
- 2 Tbs sugar
- ½ tsp salt
- ¼ c + 2 tbs butter
- 1 egg
- ½ – ¾c water



Filling Ingredients

- 6 apples (medium)
- 1 c nuts (chopped)
- ¾ c raisins (optional)
- ¼ tsp nutmeg (optional)
- ¾ c sugar
- 1 tsp cinnamon
- 2 Tbs flour
- 2 Tbs butter (optional)



Preparation:

1. In a mixing bowl, combine the flour, sugar, and salt. Set aside.
2. In a saucepan, melt ¼ c butter. Set aside.
3. In a separate bowl beat the egg. Slowly drizzle the melted butter into the egg mixing as you go.
4. Add the egg mixture to the flour mixture. Then slowly add the water until the dough is workable, but not sticky.
5. Knead the dough for two minutes on a floured surface, and then divide it in two.
6. On a well-floured surface, roll one section into a rectangular shape. Do the same to the other half of the dough (they should be roughly the same size).
7. Carefully move the rectangles onto a greased baking sheet (if you have one large enough – if not, you can move the strudels later).
8. Melt the final 2 tbs of butter and brush the surface of each rectangle with it.
9. To prepare the filling, rinse, peel, and cut the apples into small pieces. Chop the nuts.
10. Mix the apples, nuts, raisins, nutmeg, sugar, cinnamon, and flour in a large bowl.
11. Preheat oven to medium or medium-high.
12. To assemble the strudel, spread half of the filling over half of each rectangle of prepared dough (the long way).
13. Roll the dough over the filling, like a log, and pinch the ends closed (if the dough won't seal, use your finger or a brush to dab some water along the edge, this will help the dough stick).
14. If you don't have melted butter left over, melt the final 2 Tbs of butter, and use it to brush the tops of the two strudels. (If the strudels aren't on the baking sheet, move them now.)
15. Using a knife, cut slits diagonally across the dough.
16. Bake for 30-35 minutes at medium-high temperature. Until golden and bubbly inside.

A Day in the Life of a Girl in Romania



CLOSING

DISTRIBUTE Coins for Kids Promotional Cards, Offering Boxes, and Faith Promise Cards


Faith Promise Cards

ASK: "What is a faith promise?"

EXPLAIN that a faith promise is a goal or a pledge that is set between the girl and God. This goal can be set for one year or done in increments. (For example, have the girls fill out a *Faith Promise Card* three times during the year of the project, believing God for what they can give in the next four months.) They should do their best to raise this amount of money. The easiest way is dividing the final goal by 12 months to establish a monthly goal. Each girl should then try to raise that amount each month, giving it as a monthly pledge. Encourage the girls to pray, work, and do their best to meet their pledges. Remind them that it will be exciting to see how God helps them in ways they never expected.

Note to leaders: This is a pledge, but it's not a requirement. Encourage girls to do their best, but emphasize that they shouldn't feel bad if they fall short. Don't pressure the girls. Cheer them on! If they're not sure what to make as a faith promise, challenge them to use their age as a monthly giving goal. For instance, an 8-year-old could raise \$8 per month. Ultimately, girls should pray and ask God what they should pledge for missions. Have the girls talk this over with their parents or guardians and perhaps a pastor or sponsor. Encourage them to read the new booklet from BGMC titled "55 Ways to Raise Money for Missions." This booklet provides great ideas on how to raise money, and it answers a lot of questions. Trust God to lead them and direct them. Some girls may try to earn \$5 to \$10 per month. (Others will earn less and a few may aim higher.) Girls Ministries provides free full-color *Faith Promise Cards* for kids. These are available to download at ngmevents.ag.org/cfk/current.cfm.

Lead the girls in prayer, asking God to guide them in their commitments and bless their efforts as they seek to bless others.





Nationwide Girls Ministries Event

You will need:

- *Event Planning Guide*. Available in May for download at <http://ngmevents.ag.org/sleepover/>
- *Coins for Kids Promo Video*. Available for download at <http://ngm.ag.org/CFK>

What is the Nationwide Event?

The Nationwide Girls Ministries Event is designed to help make a global impact. Many groups use this event to challenge girls to raise money to collectively support the annual CFK project. It's amazing to see what happens when thousands of girls all work together to make a difference. This event occurs annually on the fourth Friday and Saturday of September, but it can be held on another night if that works better for your church. For elementary-age girls, it's a great way to begin the clubs' year and invite guests to church.

The *Event Planning Guide* provides a session specifically designed to inspire giving to the Coins for Kids project.

To plan for the event, use the *Event Planning Guide* provided on the NGM Web site. It includes a planning timeline, suggestions for activities, décor, and snacks, as well as a spiritual challenge. The event is designed for any church to use as a girls-only event. It is a great tool for outreach to the community and includes a salvation

message. Not only is the event a fun event for girls, it's also a valuable tool to help raise money for the Coins for Kids project.

DURING THE EVENT, participate on Friday, September 22, 2017. Do this through the live chat and video streaming online and/or call in to 1.800.GIV.2.CFK. Check out the *Event Planning Guide* for more details. Don't miss the opportunity to win one of the grand prizes!

REMIND girls to bring their Coins for Kids offerings. Take time to review what they've learned about Romania and the community project using the Fast Facts, Promotional Video, and other resources as needed.

We have a weekend scheduled each year for our annual event (fourth Friday of September), but the event can be done at your convenience. We will supply a fun, prerecorded video, a planning packet and other resources to help make your event special anytime!

PRAY for God to bless these gifts and the givers. Ask Him to use the offering to grow His kingdom and bring girls in Romania to a saving knowledge of Jesus.



Nationwide Event Web Cast

SEPTEMBER 22, 2017 • 7:00 PM – 11:00 PM CST
1.800.GIV.2.CFK

Nationwide Event

Giving to Coins for Kids is a highlight of the event. Come join the fun as together we raise money for the 2017 Coins for Kids project, Caring for Baneasa.

Be ready to log in with:

- Church name & address*
- Number of girls & leaders*
- Total CFK offering*
- Girls Ministries coordinator's name, contact phone number, and e-mail address (for prize purposes)*

* Note: If hosting a multichurch event, gather the above information from each church so that each is eligible for prizes.

Video and Web Cast

Enjoy a nationwide live-streaming Web cast. A specially designed show has been crafted to be fun and exciting for girls.

Log in to either Facebook (facebook.com/NationalGirlsMinistries) or the Web site (ngm.ag.org) to participate.

The Web cast will start at 7:00 pm CST and conclude at 11:00 pm CST. Feel free to join the show during a time that best fits your evening schedule.

Want to give online? Go to <https://giving.ag.org/> to donate.



Prizes, Prizes, Prizes!

WE'LL AWARD PRIZES THROUGHOUT THE EVENING

Grand Prizes: Five \$100 Gospel Publishing House/My Healthy Church shopping sprees (All participating churches are eligible.)

Other Prizes: (Must complete the online survey by 10/31/17 to be eligible.)

- Most girls participating: TBD
- First to complete survey: TBD
- Largest "per Sleepover attendee" Coins for Kids offering: TBD

(Note: Prizes subject to change. Watch our Web site and Facebook page for updates.)



PRIZE DETAILS

Grand Prize

Five (5) \$100 Girls Ministries shopping sprees

The winning churches/leaders will be drawn randomly from the list of churches that complete the online survey by 10/31/17. The winners will be notified by e-mail and/or by phone information that was given. The one-time-use coupon can be redeemed when placing an order of Girls Ministries resources with Gospel Publishing House/My Healthy Church.

Restrictions: Church must have participated in a Nationwide Event. Coupons are valid through 3/31/2018 at Gospel Publishing House/My Healthy Church. Each coupon is good for a one-time purchase up to \$100 of Girls Ministries resources from GPH/MHC. The coupon can be applied to any shipping costs for the one-time purchases. Any amount spent over the \$100 prize is the

responsibility of the recipient. No refund will be issued for any unused amount. There are no restrictions on the kind of Girls Ministries product that can be ordered with the coupon.

Other Prizes

- Most girls participating
- First to call in
- Largest "per Sleepover attendee" Coins for Kids offering

Prizes will be presented to the winning church. Winners will be notified by e-mail and/or phone information that was given.

Restrictions: Church must have participated in the event by 10/31/17.

All winners give permission for the Assemblies of God national office to potentially use their name and the name of their church in social media.

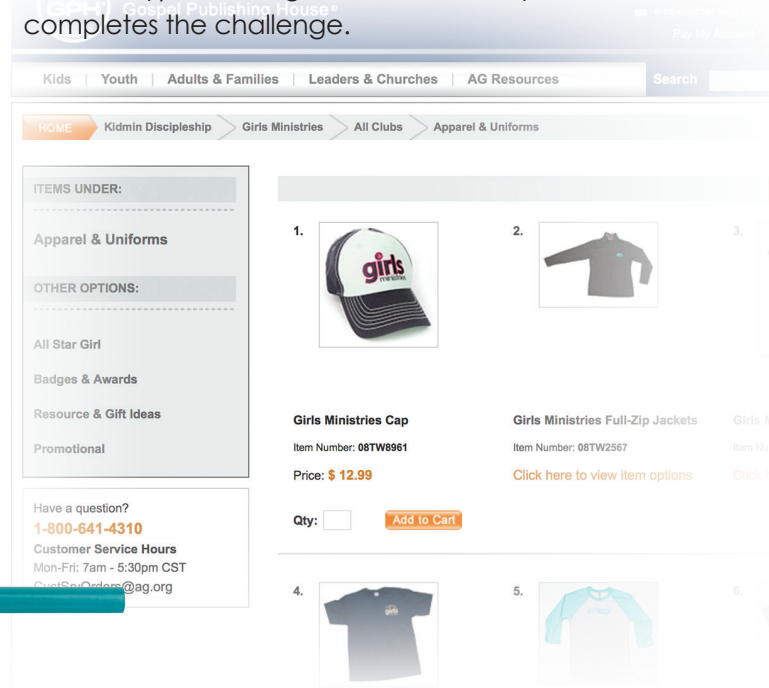
Name Your 10 Fund-Raiser

ASK each girl to think of 10 family members and/or friends and make a list.

DISTRIBUTE Coins for Kids Offering Boxes —10 per girl. Say to the girls: “Hey girls, do you know 10 people? Give 1 of these boxes to each of your 10 friends or family members. Ask them to put the box somewhere that people can see it and

give. When it's full, they return it to you so you can give the money to Coins for Kids.” Ask the girls to set a goal for giving and help select an end date for this fundraiser.

OFFER a prize (such as a large candy bar or a small toy) to each girl who successfully completes the challenge.



Items pictured (from left to right): Girls Ministries Long Sleeve Shirt (item # 08MT3180), Girls Ministries Bookmark (item #13MT6698), Girls Ministries Insulated Tumbler with Straw (item #17MT8050), Girls Ministries Hoodie (item #08MT2503), Girls Ministries Pencil (item #16MT7221).



Fund-Raisers

ADOPT-A-NEED

DISCUSS the breakdown of projects with costs, and set a special goal for your church's group.

EXPLAIN that through this project, one hundred orphans—abandoned and underprivileged children who are not able to go to school—will learn to read, write, and reach their grade levels so they can be integrated in school.

The total project cost is \$177,000. In addition to commercial kitchen appliances and building supplies, other items are needed. Here are some needs you can discuss with the girls to spark giving goals and help them see how giving can change lives:

- Meals and snacks for one child for a year—\$800 (\$2 for one meal and \$1 for one snack)
- Books and school supplies for one child—\$100
- 1 backpack—\$20
- Uniform and shoes for one child—\$40
- Classroom supplies—\$5,500
- 1 playground swing—\$500
- 1 seesaw—\$250
- 1 sliding board—\$500
- Soccer balls and other equipment—\$500
- 1 greenhouse to grow vegetables for the children—\$1,000

FAMILY FUN NIGHT

PICK a family-friendly event or movie*, and invite the families from the church to come and bring their friends. Charge an admission price per person; include concessions in the cost.

*NOTE: Your church must have a CVLI to play a video in a public setting.

CONCESSION IDEA: POPCORN BUFFET

Ahead of time, ask people to donate popcorn and the add-in items. Have plenty of fresh popcorn ready when guests arrive,



along with a lineup of fun add-in ingredients:

- Colored chocolate candies
- Gummy bears
- Pretzels
- Miniature marshmallows
- Other sweet and savory options



REMEMBER to set aside time to talk about the project and pass around a donation container.

7-7-7 FUND-RAISER

ASK groups of 7 girls to get 7 people to give them \$7 each.

DISTRIBUTE flyers with the following text: "Hey girls, do you know 7 people? Then you can take on the 7-7-7 challenge! Just get 7 people to give \$7 (each) to Coins for Kids. That's all there is to it! Boost your chances by offering to do odd jobs, like cleaning the dishes or other household chores."

OFFER a prize (such as a large candy bar or a small toy) to each girl who successfully completes the challenge.

WALK/RUN COINS FOR KIDS

RECRUIT volunteers such as parents and leaders to help.

DECIDE where you will walk or run. There are all kinds of places where you can stage your event: in a park, on a high school track, or even inside a mall. Pick a distance and a location. One-mile, two-mile, and five-mile walks are popular. Shorter distances are always less intimidating. Keep in mind that some locales require permits, and you'll want an area where you can have a celebration when walkers finish their course.

PROMOTE your event. Use your girls, parents, and leaders to spread the word.

Create a form for each participant to track donations. Donations could be made per lap, per mile, or for the entire walk or run.

ADDITIONAL IDEAS:

- Provide a snack and water for participants.
- Have a collection spot for donations.
- Celebrate by giving a small token gift to the finishers. These gifts could be donated by a local business or donor.

PANCAKE BREAKFAST

HOST a pancake breakfast for your church congregation and community. Businesses may be willing to donate some of the needed supplies. For instance, some IHOP restaurants will donate batter. Grocery stores may also donate food and supplies, such as paper products. (Most businesses need at least a month's notice and official requests from the church.) Promote business sponsors with flyers or table signs.

RECRUIT volunteers. Get girls, leaders, and parents involved. You'll need people to help with the following:

- Promoting the event and selling tickets
- Securing donations
- Setting up tables and chairs, planning décor, etc.
- Cooking and food preparation
- Serving
- Cleaning up

COMPILE a list of needed supplies. Parents may also be willing to donate some of these. Every little bit helps. Items to consider include:

- Pancake toppings (syrup, fruit, peanut butter, chocolate chips, jam, etc.)
- Beverages (milk, juice, coffee)
- Possible sides (bacon, sausage, eggs, etc.)
- Paper products (disposable plates, cups, utensils, and napkins)
- Decorations and signs

DETERMINE the cost of hosting the event. This will depend on how many items are donated and how many meals you will prepare. Be sure you raise enough funds to exceed your cost investment. Selling tickets in advance will help ensure a profit and provide an idea of how much food you'll need. A suggested price is \$3 for kids and \$5 for adults. You could offer a family package for \$30.

ADDITIONAL IDEAS:

- Create placemats with information about this year's Coins for Kids project, and leave a **Project Baneasa Promo Card** (item #73MT4933) and **Coins for Kids Offering Box** (item #73MT4943) on each table for those who wish to make additional contributions. The girls can help craft the placemats. You can use the free downloadable Coins for Kids resources available at ngm.ag.org/cfk (*Bank Labels, Table Tents, and Can Label*).
- Have the girls wait tables for tips. (Don't allow young girls to handle hot drinks, however.)
- Have some of the girls put on a talent show or present information about Romania while guests eat breakfast.
- Cover the tables with blank newsprint. Have the girls decorate the covers with their handprints and favorite Bible verses.

Giving Report Form



Go to our Web site (ngmevents.ag.org/CFK) to submit your offerings online.

Churches who give to Coins for Kids through the national Girls Ministries Department will get both BGMC and World Missions giving credit.

Church Name _____

Girls Ministries Coordinator Name (or Event Coordinator) _____

Church Address _____

City, State, Zip _____

Church Phone _____

Language(s) commonly spoken during events: English Spanish Other: _____

• Coins for Kids •

How far in advance was the 2017 Coins for Kids Project promoted to the girls? _____

Please rate on the scale of 1–10 (10 being highly effective) the effectiveness of the following resources in contributing to the success of the offering:

Promo Cards	1 2 3 4 5 6 7 8 9 10 N/A	Faith Promise Cards	1 2 3 4 5 6 7 8 9 10 N/A
Promo Video	1 2 3 4 5 6 7 8 9 10 N/A	Table Tents	1 2 3 4 5 6 7 8 9 10 N/A
CFK Product	1 2 3 4 5 6 7 8 9 10 N/A	Bank Labels	1 2 3 4 5 6 7 8 9 10 N/A
Offering Boxes	1 2 3 4 5 6 7 8 9 10 N/A	Project Goal List	1 2 3 4 5 6 7 8 9 10 N/A

Which fund-raiser ideas did you use?

Comments/Suggestions: (use additional sheet if needed)



Church Account # _____

Church Name _____

Address _____

City, State, Zip _____

Offering 278001-0200451 \$ _____ Make checks payable to Coins for Kids.

Mail to:
National Girls Ministries
1445 North Boonville Avenue
Springfield, MO 65802



Envelopes must be postmarked by December 31, 2017.
All offerings received with a later postmark will go to the 2018 CFK project.

Product Order Form



Bill to _____
 Street/Postal _____
 City _____
 State/Zip _____
 Daytime Phone _____
 E-mail _____

Ship to arrive by _____
 Ship to _____
 Attn. _____
 Street/Postal _____
 City _____
 State/Zip _____
 Daytime Phone _____
 E-mail _____

METHOD OF PAYMENT:

Check or Money Order Enclosed _____

Purchase Order Number _____

Exp. Date _____

Card # _____

Cardholder's Name _____

Cardholder's Address _____

Signature _____

All orders subject to credit approval. Visa, MasterCard, Discover, and American Express accepted. Please provide card number, signature, and expiration date. Prices are subject to change without notice.

To keep costs down, shipping methods have changed. Postage rates are subject to change without notice. To ensure timely delivery, place your order early and allow 8-14 business days. For normal shipping, provide address where postal mail is delivered. Rush orders MUST have street address. May generate additional charges. Foreign orders billed actual postage charges.

Coins for Kids	Price Each	Quantity	Total
73MT4933 Coins for Kids Promo Card	FREE		
73MT4943 Coins for Kids Offering Box	FREE		
17MT8045 Coins for Kids Bracelet (pkg of 10)	\$4.99		
14MT7075 Luna the Lamb Sticker Sheet*	\$.57		
17MT8026 Luna the Lamb Necklace*	\$2.97		

Quantity Total

Cost Total

*While supplies last

MyHealthyChurch.com/girlsministries

Toll-Free Number: 1.855.642.2011 • Fax Number: 1.877.840.5100 • www.ngm.ag.org

1445 N. Boonville Ave., Springfield, MO 65802-1894