



BIG BOOK OF FUND-RAISING IDEAS

**INCLUDES
IDEAS FOR
KIDS
CHURCHES
DISTRICTS**

Table of Contents

Top Ten Fund-Raising Ideas	3
Ideas for Kids	5
Around the House	5
Automotive	6
In the Great Outdoors	6
Around the Neighborhood	7
Pets & Animals	8
Selling Stuff	8
Ideas for Kids' Church	10
Contests	10
Marathons	11
Big Events	12
Other Events	12
Ideas for the Whole Church	15
Sales & Auctions	15
Other Events	15
Ideas for Districts	18

All items can be ordered from My Healthy Church by visiting
www.MyHealthyChurch.com/BGMC or calling 1-855-642-2011.

Top Ten Fund-Raising Ideas

Faith Promise

The best way to present the concept of BGMC giving to kids is through the faith promise. A faith promise is a goal or pledge a kid sets between him/herself and God. Kids should then try their best to raise that amount in one month or one year. This is very good for kids, since they learn that their own labor can be given to God through missions giving and BGMC.

When kids make faith promises, they learn to pray and seek to hear God's voice and then expect God to help them reach their pledge each month. Kids may pledge as little as \$2 a month, but they are excited when God provides the \$2. Many times this happens when kids find a way to earn the money.

Kids have faith that when they hear from God, He will help them reach their faith promise goals. Some kids have raised over \$1,000 in a given year. Others may bring in \$31 in 31 days. Some may generate only \$10 in a given month. The key is not how much a kid can raise, but that he/she obeys God and fulfills His desire for their hearts. It's called the heart of compassion, and kids across the nation are actively fulfilling the Great Commission!

Faith Promise Cards, 715-009, FREE. (English on one side, Spanish on the other) [Click here to order.](#)



\$31 in 31 Days

Challenge each boy and girl—even adults in the Big Church—to raise \$31 in 31 days.

Kids can take on home chores, sell candy bars, ask relatives for \$5 each, sell homemade baked goods, or a number of other tasks. If you have 20 kids in your church, that adds up to \$620. If you can find 10 adults to match those funds, it adds up to \$6,200! Consider giving prizes to award the top-giving kids.

60-Day Challenge

Place **Buddy Stickers** on Buddy Boxes, Buddy Barrels, or simple envelopes. **Option 1:** Have each kid choose a 60-day challenge for BGMC by selecting and taking home one of the marked items. Kids must then fill the item with the amount specified on it within 60 days.

Option 2: Utilizing twice as many stickers as kids, display the stickered items in the front of the sanctuary. Have each kid choose a 60-day challenge. Then have adults select from what's left. In 60 days, everyone turns in their offerings.

BGMC Challenge Stickers, 715-007, FREE.



Buddy's Buddies

Find 10 buddies and give each of them a Buddy Box to fill for BGMC. Write a date on the boxes of when you'll collect them. Get a free poster that you can fill in with the names of the people you gave boxes to.

Buddy's Buddies Poster, FREE

Buddy Boxes, 715-200, FREE, English only



Spanish 715-019
[Click here to order](#)

English 715-018
[Click here to order](#)

Matching Funds

Have the adults in the congregation match the missions offering brought in by the kids on a designated Sunday. Good days to do this are National BGMC Day (the second Sunday of March) or a Sunday in December for a special Christmas offering to Jesus. Or choose any Sunday that works best for you.

March Missions Madness

Do a big BGMC push during the month of March. National BGMC Day is always the second Sunday of March. Plan to make announcements every Sunday during the month. Get the free brochure for ideas for announcements and fund-raising. One brochure per church, please. Brochure can also be downloaded from our website. [Click here](#) for more information.

MMM Poster (11" x 17"), FREE (English 715-596; Spanish 715-602)

MMM Flyer (5½" x 8½"), FREE (English 715-603; Spanish 715-601)

MMM Brochure (8½" x 11", 8 pages), FREE (English 715-595; Spanish 715-600)



Christmas Gift to Jesus

Give kids the special Christmas Buddy Boxes and encourage them and their families to collect funds for a special Christmas gift to Jesus during the month of December.

BGMC Christmas Box, FREE (English 715-025; Spanish 715-125)

BGMC Christmas Poster, FREE (715-026 English on one side, Spanish on the other)



Pop Out! for Missions

Encourage kids to pledge their soda money (or something else, like candy money, snack money, etc.) for one month to help needy kids around the world. Place posters on walls, put flyers in church bulletins, and give a can label to every kid for a full-blown campaign! [Click here](#) for more information.

PopOut! Poster (11" x 17"), FREE, 715-163

PopOut! Flyer (5½" x 8½"), FREE, 715-164

PopOut! Soda Can Label (4" x 9"), 715-165

(Pack of 10 for \$1.50, 2 per sheet = 20 labels)



Garage Sale

This proven method can raise hundreds, even thousands of dollars for BGMC. Go to nearby homes (supervised, of course) and ask neighbors for items they'd like to donate for the sale. Let them know that all profits will go to missions. [Click here](#) to download a flyer you can take around the neighborhood.

10-10-10

Challenge each kid to find 10 people willing to give \$10 by October 10th. (Or by the 10th of any other month that works best for your church.) With this challenge, each kid will bring in \$100! Kids can take donations or do chores to earn the \$10 from each person. Suggestion: Give each kid who completes the challenge a BGMC Gold Coin (item 715-253, available [here](#)).

[Click here](#) to download the 10-10-10 flyer.



Ideas for Kids

Be sure to get a parent's permission before tackling any of the tasks in this booklet. Make sure an adult has properly trained you in how to do the tasks.

AROUND THE HOUSE

Many jobs and projects can be found around your own home. You can do some of these as a way to earn a regular weekly allowance, or you may do some as special jobs to earn extra money.

Whatever arrangements you make with your family, you'll need to know how to do the jobs you take on. Have your parent instruct you on any task you want to accomplish, whether you are mowing the lawn, trimming a hedge, ironing, etc. Whatever the job, be sure your parent or another adult has shown you the safe and proper way to accomplish the task.

Here are some basic pointers:

When using home appliances, make sure you understand the proper, safe way to use them. This is for your own safety and so you don't damage the equipment or appliance. For example, if you're using the washing machine, make sure you've been shown how to sort the clothes and how to know the proper amount of clothes that make up a load. You'll need to know how much detergent to put into the machine. You should also know how to work the controls and the settings of the machine.

It's a good idea to attach a sheet of instructions to the dishwasher, washing machine, dryer, and other appliances you are likely to use. For example, do you know what to do if the vacuum cleaner clogs or how to change the bag when it's full? Do you know what cleaning agents are good for some jobs but not for others? If you don't know, you could endanger yourself or possibly destroy or damage things in your home. Remember: if you have a problem, ask an adult for help.




Dust

Grab a rag and make a pledge to wipe out dust bunnies everywhere. Dust bedrooms, the living room, and other areas all around the house. Pay special attention to dust magnets, like TV and computers.

Clean Your Room

This could be part of your regular allowance package. Keep those clothes off the floor and the toys and books neatly on the shelf to earn some cash.



Clean the Garage

Got the gift of organization? Mountains of things are waiting for your gentle touch. Straighten the junk and sweep the floor.

Clean the Windows



And the screens too! What adult on the planet has time to clean his windows? There's a big market for kids who are willing to break out the bucket and soap. Just say, "Yes, of course I do windows!"

Earn Good Grades

Why not strike a deal with Mom and Dad? For every good grade you make, you earn some money.

Iron

Get the wrinkles out of your relationship with Mom. Help her with that pile of ironing that needs to be done. For added incentive, you could make this part of your allowance package or work out a price per piece that you iron.



Take Out the Trash

This is a job that Dad will be glad to give up. This can be a part of the weekly chores you do. Or make an arrangement that when you haul out the trash, you haul in the dough.

Vacuum

This is a job that can be done nearly every day. Always check the bag to make sure it's not too full. Mom will welcome your help with this job again and again.

Wash the Dishes

This job is a never-ending battle against grime and slime. Talk about job security! Learn to turn those dishes into cash for BGMC.



Wash Clothes

You can help gather, wash, and sort the clothes. Remember: This job is not done until the clothes are folded or hung up and put away.

AUTOMOTIVE

Before doing anything around a car, have an adult make sure the car is safe and secure. Be sure you check with an adult before you use any kind of cleaner, polish, lubricants, or any other chemicals on the car.



Wash the Car

You can have fun in the sun with this one. Make sure you don't use any brushes or strong soaps that will harm the car's paint finish. Do a good job on every car, and word about your work will get around. You'll be so busy that your fingertips will stay wrinkled.

Vacuum the Car

Almost every kid can handle removing trash from a car and vacuuming it. Make sure you don't throw away any important papers, such as receipts or bank deposits. To be certain, let the owner go through all the trash and objects you remove from the car and dispose of them himself. For an added touch, wipe the dash and plastic surfaces with furniture polish or an automotive protective spray.



IN THE GREAT OUTDOORS

Get permission before you use any tools or equipment. Make sure you return equipment and tools to the right location when you're done. Be careful to see that they are clean and in as good or better condition as when you started using them.

Mulch Spreading

Mulch materials are made of tree bark or wood chips. When you spread them around plants and flowerbeds, they help control weeds and keep plants from drying out too much from sun. You can handle this one.

Plant Flowers

Got a green thumb? Plant some green stuff in your BGMC barrel by helping someone plant some flowers.



Rake Leaves



This is definitely seasonal work. When the leaves fall in the fall, the cash can fall in your barrel. Rake in the leaves, rake in the dough.

Clean Up Limbs and Debris

Fill up that little red wagon with junk from the yard, and you can fill up your yellow barrel with some cash.

Shovel Snow

Believe it or not, there are places where it snows. A lot! People will pay to get out of this job. That means you can make some good money getting those sidewalks and driveways cleaned off.



Stack Firewood

Just think of the firewood as very big Lincoln Logs. Move 'em. Stack 'em. Have fun rackin' up money for BGMC.

Sweep

Think about how many miles of sidewalks and driveways there are in this country. How many of them are dirty? This project should be a sweeping success.

Trash Pickup and Removal

Pick up the trash and get some cash. Fill the trash barrel and then you can fill your BGMC barrel.

Water Plants

Thirsty plants need lots of water. Make a splash and earn some cash. This could also work for indoor plants. Look for neighbors who are going out of town and need someone to care for their plants while they're away.

Weed Flowerbeds

Death to the uninvited guests in the flowerbed! When they see you coming, the weeds will weep.

AROUND THE NEIGHBORHOOD

You don't have to have a regular "real" job to earn some money. You can find work—for every day or just now and then—even in your own neighborhood. Put your mind to it, and you can follow these money-making ideas or come up with your own. Before you sign up for any kind of a job outside your home, check with your parents.

Be prepared to stick with the job and complete it to the best of your ability. If you agree to a certain price for a job, hold to it even if it takes you longer or it's harder than you expected. You can always charge more the next time you do the job. Soon, word will get around the block that you're a great worker, and more jobs will come your way.



To round up business, you might want to make a list of the services you offer. Print copies and pass them around. Include your contact information.

REMEMBER: Make sure you have your parent's permission! And be sure an adult has trained you in yard work jobs.

Collect Bottles or Aluminum Cans

Recycling is a great way to save our natural resources, and you can even make money at it. Research "Recycling" online to get information about recycling centers in your area. Go door-to-door asking for cans and bottles. In some states, cans and bottles receive a deposit. You can really earn money that way!

Run Errands

On foot or on bike, you can run a pickup-and-delivery service. This could be especially helpful for the elderly.

Take Out the Garbage

Many busy neighbors would be willing to pay you to put out their garbage cans. Let all your neighbors know this is something you could do regularly or if they're away on a trip or vacation.



Water Plants and Lawns

Many of your neighbors are busy and on the run. They'd like to come home to a nice, green yard and healthy plants, but they may not have time to water and care for them. You can offer them care to spare. This would be especially helpful when they're away on vacations or on business trips.

Yard Work

Some people just don't have a green thumb. They may be too busy or gone too much to keep up their yards. They might pay you to take care of their yards. You could offer a full range of help, including mowing, raking, hedge trimming, and watering.

Read to or Play with Younger Kids



You can help busy parents by being available to read to their kids or play games with them. You could also help other kids' reading skills by helping them to read a book aloud.

PETS & ANIMALS

Kids and animals go together like peanut butter and jelly. If you really love animals, why not make money doing something you enjoy?

Dog Walking

You'll definitely be canine compliant if you take on this job. You'll be a dog's best friend if you take him out for a stroll. Neighborhood pets need exercise, especially if they're kept in a house or an apartment all day while their owners are at work.



Pet Sitting

Most pet lovers hate to leave their friends behind when they're out of town. It won't be nearly so hard if they know you'll be there to give their pets some tender loving care. When taking on these jobs, make sure you get written instructions with all the details of caring for the pets.

Scoop Patrolling

You can be a super-duper pooper-scooper and shovel your way to success for BGMC. Keep the yard clean and clean up some cash.

SELLING STUFF

Discover the joys of the open market in America. People will buy just about anything. That means you can sell just about anything.

At certain locations, you may need to check with your city or county offices about laws and regulations selling on the street or in public places. If you go door-to-door, never go alone. Take an adult or at least a friend with you. Never go into someone's house for any reason.

REMEMBER: Make sure you have a parent's permission before you sell anything.

Garage Sale

One man's trash is another man's treasure. Don't throw stuff out. Wait and see if someone will buy it from you in a garage sale. The toys you don't play with anymore could bring lots of money for BGMC.

To really increase your chances for big sales, hand out flyers all around your neighborhood, informing people of your upcoming garage sale and that all proceeds will go to missions. Not only will more people come to your sale, some people might donate items for you to sell.

[Click here to download a garage sale flyer you can hand out in your neighborhood.](#)

Baked Goods

The toughest thing about this is resisting eating up all the profits. If you can keep your hands off the cakes, pies, and cookies, you can sell them for big profits. Some major department stores, such as Wal-Mart, will allow you to set up a table at their entrances. Check with your local store manager for details.



Baseball Cards

Got a big collection of old baseball cards? Some of them might be worth a lot to collectors. Why not sell them and give some or all of the proceeds to BGMC?

Candy Bars

You can buy candy bars at reduced prices from a wholesaler or distributor. You can then sell them in your school or neighborhood at a profit. Be sure to check with your principal and school office to find out about their policies before you bring items to sell on campus. You can also have Mom or Dad sell your candy bars at their work places.

Flowers

Grow your own flowers or buy them from a wholesaler. Take orders before special holidays, like Valentine's Day or Mother's Day. That way you can purchase only what you need.

Craft Items

If you enjoy arts and crafts, there's probably something you can make and sell. Make sure you keep track of all your expenses in making an item so you can make sure you are selling it at a profit. You'll do best with this if you provide products that go with the seasons.



Fruits or Vegetables

Grow vegetables in your garden or buy them from a wholesaler. You'll have your own "veggie-tales" to tell when the profits come rolling in for BGMC. Or you can buy a "flat" of flowers. Go door-to-door and ask people if you can plant flowers in their yard for missions.

Soda Pop

Buy cans of soda and sell them in your neighborhood or at sporting events. A nice cold can of soda will be a welcome sight on a hot day!

Popcorn

This tasty treat is fun to make and eat. Sell bags of popcorn at special events or after the church service. Because it's so inexpensive to make, it's a great fund-raiser. For extra appeal, you can add toppings, such as caramel or Cajun seasoning.



Ideas for Kids' Church

*Help the kids in your church multiply their BGMC giving by having contests or other events for the whole group.
When you hold two or three events a year, you multiply the ability to meet your faith promise goals.*

CONTESTS

Ugly Tie Contest

Each kid enters a tie in the contest. Ties can be something a father already owns or purchased from a thrift store. All the ties should be displayed in the foyer, with a Buddy Barrel or Buddy Box next to each one.


Voting is done with money. Church members put a dollar in the container by the tie they think is the ugliest. This contest could last two weeks to one month. Voters can place more than one vote. The child who brought the winning tie could win a prize.



The winning tie should be worn by the senior pastor or children's pastor on the Sunday following the end of the contest. The pastor can preach on a suitable subject, such as: Do you have any "ugly tie" sins in your closet? Or: God doesn't look at the outer appearance but at the heart.

Kiss the Pig

Get all the Sunday School classes or mid-week classes involved with this one. Each kid in each class gets an offering container with a photo of their teacher on it. The kids collect offerings over a designated period of time, such as a month. The class that brings in the most money gets to have their teacher kiss a pig.



Shaving Cream / Whipped Cream

If the kids reach a certain dollar amount, the leader has to sit in a pile of shaving cream or have a shaving cream/whipped cream pie mashed in his face. Or have a shaving cream hairdo made in front of the kids.

Ice Cream Party or Pizza Party

Divide your kids into teams. The team that brings in the most money on a designated Sunday, or over a period of Sundays, receives an ice cream party or a pizza party.



Sundae in the Hair

Have a contest between the girls and the boys. If the girls bring in the most money, a female adult leader gets to make an ice cream sundae in an adult male leader's hair. If the boys bring in the most money, a male adult leader gets to make an ice cream sundae in an adult female leader's hair.

Remember Your Offering

To help kids remember to bring their filled Buddy Barrels or Buddy Boxes to church, provide activities that involve the containers. Here are some ideas:

- **Toss Your Barrel:** Each kid attempts to toss his barrel (emptied) through a hoop to win a prize.
- **Pick a Barrel:** All barrels/boxes (with kids' names on them) are put in a container. The leader pulls one out, and the owner gets a prize.
- **Best Decorated:** The best decorated barrel gets a prize. You could choose a specific dollar amount that must be in the barrel to qualify for the contest. For example, all barrels with at least \$5 in them can compete for the best decorated.
- **Strangest Container:** Have kids bring their offerings in odd containers, such as a boot, sock, can, baggie, etc. Give a prize to the most unusual container.

Water Jug Splash

For this event, you'll need two large, empty water jugs (the kind that go on top of water coolers). Designate one jug for girls and one for boys. During a designated month, every kid who brings an offering in a Buddy Barrel gets to fill his/her barrel with water and dump it in the jug. The team that has the most water in their jug at the end of the month gets to dump the water on the opposing team's leader.

The Most

Have a special day when an individual kid's offering container can win a prize by:

- being the heaviest
- having the most coins
- having the most quarters
- having the most dollars

Socks

Based on the verse, "Blessed are the feet of them who bring good news," have the children bring their offerings in socks. Provide awards for the heaviest sock, dirtiest sock, prettiest sock, etc. Each kid who brings an offering in a sock gets a chance to throw the sock (with the offering in it) into a bucket to try to win a prize.



[Click here for a flyer with more ideas on using socks for fund-raising.](#)

Dollar Bills Around the Room

Encourage kids to bring their offerings in \$1 bills. Have additional \$1 bills on hand to give change for a \$5 bill or a \$10 bill.

Hold a competition between the boys and the girls. During the service, have volunteers tape all the girls' dollar bills together, end-to-end. Do the same for the boys' dollar bills. Roll each line of bills up.

At the end of the service, the rolls of bills are unrolled to see whose is the longest. The team that has the longest line of dollar bills wins a prize, such as a pizza party.

Christmas Stocking

On a Sunday in December, have the kids bring a special offering to Jesus for Christmas. The offerings should be brought in Christmas stockings. A prize could be given for the prettiest stocking, the most unusual, the heaviest, etc.

MARATHONS

Bike-a-thon / Roll-a-thon

The basic concept of a Bike-a-thon is that kids would bicycle on a defined course, such as a school track or a park. They could bike a defined number of laps and collect a set amount of pledges, or see how far they can bike and take pledges per mile.

A Roll-a-thon works under the same principle, but any non-motorized wheeled device can be used, such as a skateboard, wheelchair, roller blades, etc.



You may choose to allow kids of all ages to participate, including preschoolers. Each age group would bike (or roll) on an appropriate course for their ability and age.

Prior to the event, kids should collect pledges from patrons, who will donate a set amount. Pledges can be for a specified number of miles biked, or people can pledge an amount for each mile biked. The more miles biked, the higher the donation! You might consider asking businesses to make pledges as well.

Be sure that proper safety precautions are taken.

[Click here for more information on holding a Roll-a-thon.](#)

Jump-a-thon

Kids take pledges for the length of time they'll be able to jump rope. Each pledge could be per minute. For example, with a pledge of \$.50 per minute, if the kid can jump for 10 minutes straight, the donation would be \$5.00.



Mini Golf-a-thon

Have kids collect pledges for 100 holes of mini-golf. Each child is given six balls and must hit all six at each hole. After playing 18 holes, they will have played over 100.

Bible Read-a-thon

Kids take pledges for how long they will read their Bibles during a special session. To make it more fun, have the kids dress up as grannies and grandpaps and sit in rocking chairs while they read.

BIG EVENTS

Cookie Dough with Little Lambs

Sell Little Lambs gourmet cookie dough to church members and door-to-door.

[Click here for more information on Little Lambs.](#)

Pizza Pies

Take orders from church members, neighbors, relatives and friends for homemade pizzas. Schedule a day for the kids to come to church to assemble the pizzas and deliver them.



[Click here for more information on pizza sales.](#)



FUNd Blast

Plan some summer fun with water by holding a BGMC FUNd Blast. This can be as big or as small as you want to make it. For an entry fee, kids can come to enjoy a slip-n-slide, water balloon games, dunk tank, and more.

[Click here to download a flyer on holding a FUNd blast.](#)

Jump 4 Joy!

Rent a bounce house and gather the kids for a bounce-a-thon. Use the link below to download a manual with instructions and options for how to make the most of your Jump 4 Joy fund-raising.



[Click here to download a Jump 4 Joy manual.](#)

OTHER EVENTS

Kids Meals

Ask a local fast-food restaurant for some of their kid's meal containers and give them to the kids to bring their offering in. The kid who brings the most money gets to have lunch with the children's leader at that restaurant.

Quarter-Back

Use the BGMC Mini-Labels on containers of Mini-M&Ms. Each kid gets a container of candy, but he/she must return the container filled with quarters. (In other words, bring the quarters back!) Each tube will hold \$14 worth of quarters. For added fun, do this in correspondence with an upcoming football event, either local or national.



BGMC Mini-Labels (715-611)..... 50 labels / \$6.50

Poster Challenge

Hang posters of people or places of the world all around a Sunday School room or kids' church area. Post a dollar amount by each poster. Each kid chooses a poster representing the area he or she will pray for. The kids will then pledge to raise the amount of money indicated on their selected posters.

The amount on the poster could be a yearly amount or something smaller, like a quarterly or monthly amount. At the end of the period, kids can select new posters.

Missions Carnival

A missions carnival is a fun event filled with games, decorations, and prizes. This is often held as a Halloween alternative but can be done any time of the year. Find detailed instructions and ideas for booths, games, and activities in the BGMC Missions Carnival booklet.

[Click here to download a BGMC Missions Carnival booklet.](#)

\$5 Summer Challenge

Give each of your fifth and sixth graders \$5. Challenge them to take the money and earn more money with it. This is similar to the Parable of the Talents. Over the course of a summer, one kid might turn \$5 into several hundred dollars. Here are some ideas:

- Buy ingredients, bake cookies, and then sell the cookies.
- Buy gasoline for a lawn mower and mow someone's yard (always supervised by an adult).
- Buy candy from a wholesale company and sell it around the neighborhood.
- Purchase car wash supplies and wash neighbors' cars.
- Purchase pet care supplies and offer a pet babysitting or washing service.
- Buy craft supplies, make crafts, and sell at a craft fair.
- Make hair bows, friendship bracelets and necklaces, or do face painting.
- If you're into knots, make paracord bracelets and sell them.
- Purchase caramel apple supplies, make apples, and sell them.
- Buy wrapping paper at Christmas and offer a wrapping service.



Up in the Air

Every year, kids' leaders across the nation participate in the "Up in the Air" campaign. They spend up to a week on a billboard, scissor lift, or rooftop to raise awareness and financial support for BGMC.

[Click here for more information on Up in the Air.](#)

Water Balloon Blow-Out

Kids purchase water balloons to toss at the kids' pastor or other adult leader. Charge \$1 for each water balloon and give the money to missions.

Airplane Ride



Kids will go on a missionary experience inside your church with this one.

To raise money, kids should be given pledge forms and should collect donations from friends and adults.

- For \$0–\$50 collected, the kid can sit in the "Coach" section.
- For \$51–\$100 collected, the kid can sit in "Business Class."
- For over \$100 collected, the kid can sit in "First Class."

Kids seated in the different sections should get different treatment.

Preparation:

- Have your kids' ministries leaders dress as airline flight attendants.
- Decorate the rooms of your church to represent different regions of the world. When the flight "lands," have a person dressed in native apparel teach the kids about life in that country. Perhaps serve a local dish.
- On the given day of the flight, arrange chairs in rows and aisles like the inside of an airplane.

When the flight begins, say, "Welcome aboard Missions Airways. We hope you enjoy your flight." Show an in-flight movie (BGMC, of course).



10-10-10

Challenge each kid to find 10 people willing to give \$10 by October 10th. (Or by the 10th of any other month that works best for your church.) With this challenge, each kid will bring in \$100! Kids can take donations or do

chores to earn the \$10 from each person. Suggestion: Give each kid who completes the challenge a BGMC Gold Coin (item 715-253, available [here](#)).

[Click here to download the 10-10-10 flyer.](#)



Ketchup Day ("Catch Up")

On this day, each kid who brings an offering in his Buddy Barrel or Buddy Box gets to stomp on an individually wrapped ketchup packet aimed at the children's pastor (or other leader).

Another option is to give a ketchup packet for each dollar donated. For \$20, a kid can empty a large ketchup bottle on the leader. For \$50, he gets a commercial-size bottle.

This event could be a one-Sunday effort to reach a goal that the kids are struggling to reach.




Human Hotdog / Human Sundae

Take the Ketchup Day up a notch by selling mustard and relish packets along with the catsup. The kids' pastor becomes a human hotdog with all the toppings. Or kids can purchase scoops of ice cream, sprinkles, and dollops of syrup to make the kids' pastor into a human sundae.

Easter Offering

Prior to Easter, pass out colorful plastic eggs. Tell the kids to put their donations in the eggs and bring them in on Easter Sunday. Explain that the eggs represent new life in Christ, and the offerings will bring new life to people in other parts of the world.



Work Month

Arrange a month in the summer for the kids to work to earn money for missions. Kids can work together as a group, mowing yards and weeding, washing windows, washing cars, cleaning, etc. Advertise their services in the church bulletin.

Barrels of Blessing

Make yellow paper cutouts of Buddy Barrels. Determine how many of them will reach all the way around the walls of the room when taped end to end. Determine a dollar value for each paper barrel. Multiply by the number of barrels to determine what the end result will be when all barrels are purchased. Set that as your giving goal. When kids bring their offerings, the amount each kid brings determines how many barrels he/she can tape to the wall. When the entire wall is circled, the goal is reached!

You can do the math backward as well. Set a dollar value for your group to reach. Divide by the number of barrels that will reach all the way around the room.

Expand this activity by getting the whole church involved and taping the paper barrels around the entire sanctuary. Show a BGMC video to the congregation to kick-off the event.

Ideas for the Whole Church


Get your whole church involved in raising money for missions.

SALES & AUCTIONS

Pie Auction

Church members love to socialize after church, especially when food is involved. Plan a pie auction following a designated church service.

Weeks in advance, ask church members to bake pies for the scheduled date. Find a volunteer to run the auction—someone who would make a good salesperson. Don't be surprised if some of the pies go for a hefty amount!



Labor Auction

Auction adults or older kids for labor. Church members will often pay more than what the labor is worth, knowing that the money is for missions.

Some adults can auction their professional services, such as tax preparation. Prepare a list of professionals in your church and what services they will render.

Pastors often bring in big bucks. They can offer their services at any menial task, including raking leaves, mowing the lawn, having you over for dinner, or golf caddy for a day.



Ice Cream Social

Get some ice cream and some toppings, and let people make their own sundaes for a donation or for a set price.

Baked Goods Sale

Ask church members to bake goodies that the kids can sell at church or in public areas, such as a mall or convenience store. (Be sure to check local ordinances first.)

Church-Wide Garage Sale


Have the whole church bring their unused/unwanted items to the church for a huge garage sale. Advertise around the neighborhood that all profits will go to missions.

OTHER EVENTS

Church Dinners / Buddy's Bakers

Get some volunteers to work in the church kitchen prepping a meal.

It can be an after-church meal, a weekend breakfast or lunch, or supper before the Wednesday evening service. To know how much to prepare, sell tickets ahead of time. The best events have a theme—Italian, Texan, a holiday dinner, etc.



[Click here to download a Buddy's Bakers flyer.](#)

Missions Carnival

Most churches have Fall Festival events, some as Halloween alternatives focused on the autumn season. Your event could revolve around a theme of "Kids from Around the World." Have all the kids dress up like kids from a foreign country and attend a carnival-type event that promotes missions and reaching the lost. Earn money by having the kids pay a small amount for each activity they participate in. You might want to offer a prize for the best costume, as well.

[Click here to download a BGMC Missions Carnival booklet.](#)

Work Days

Arrange days in the summer, when kids are off school, and advertise to the church that they will work to

earn money for missions. Older kids often do this to raise money for missions trips. Teens as young as 14 have raised thousands of dollars this way. Kids can too!

Super Soup-er Sunday

A month before Super Bowl Sunday, ask the church members to save their quarters in a soup bowl at home.

On Super Bowl Sunday, everyone should bring in their soup bowls full of quarters. Decorate a designated area with a football theme, including the slogan, "Give the quarters back (quarterback) to Jesus!"



Wishing Well

Purchase or rent a "wishing well," where kids can watch their coins spiral round-and-round as they disappear into the well.

Most wishing wells have a place where you can insert a sign that shows where the money will go. Place the well in the church foyer so everyone will have the opportunity to drop a coin and watch the fun. Contact bgmc@ag.org to ask for a BGMC sign that fits the pictured well.

[Click here to purchase a wishing well.](#)

"Change" the World Day

Have a designated Sunday where all the loose change in the offering baskets goes to missions. National BGMC Day is a good option—the second Sunday of March. Have kids usher during the adult service. The kids could even wear costumes from foreign countries, reminding everyone where the BGMC funds go.



Roll Out the Barrel Offering Day

Use Buddy Barrels or Buddy Boxes to receive a missions offering during the regular service. Let the congregation know that all money collected in the containers will go to BGMC. Let some kids collect the offering that day.

Flower Sale

Natural times of the year to sell flowers are Valentine's Day, Mother's Day, and Grandparent's Day. Contact your local flower wholesaler for a good price and have them deliver the flowers. Take orders from church members ahead of time. In the Sunday bulletin, print the names of the ladies for whom the flowers were purchased. Make sure you buy extra for the men who forget until they see them on the table. Make sure the flowers look nice and are wrapped with appropriate decorations.



Lost Change for Lost Souls

Have all the members of the congregation empty the change from their purses, pockets, or wallets and put it in a designated offering container. Explain that all "lost change" can go to win souls.

Church members can continue the "Lost Change for Lost Souls" theme at home by finding lost change from dresser drawers, under sofa cushions, the bottom of a washing machine, sidewalks or parking lots, etc.

[Click here for more information on Lost Change.](#)

2019 in 2019 / 2020 in 2020, etc.

Challenge the congregation and the kids to bring in 2,019 pennies, and/or 2,019 nickels, and/or 2,019 dimes, and/or 2,019 quarters, and/or 2,019 one-dollar bills for BGMC. (The number should correspond to the current year.)

Place bright yellow buckets in central locations of your sanctuary and kids' church room. Mark each bucket with the kind of coin to place in it. (One bucket is marked "nickels," one is marked "dimes," etc.)

Each week have the adults and kids empty their change and dollars into the buckets. Count the coins/bills in each bucket each Sunday until the goal is met.

OPTION: Assign different coin or dollar denominations to different age groups, such as pennies for preschoolers and dollars for adults. See who can fill up their bucket the fastest!



Hands for Africa (or any region)

Select a region and/or a project to raise money for. Put a large map of that region or a picture of the project up on a church wall. Have several cut-outs of handprints available. Above the map, put a title similar to the following:

BGMC Children's Curriculum for Africa

\$10 buys a whole year's worth of children's curriculum in Africa. Help the kids reach their missions goal of \$_____ this year.

Near the map, include handprint cut-outs with a value of \$10 marked on each. Each handprint that a person purchases represents \$10 donated to BGMC. The person who "buys" a handprint can tape or pin it to the map. The goal is reached when the entire map is filled with handprints or when all the handprints have been purchased.

You can select any project and any monetary value that suits your needs.


OPTION: Instead of handprints, print photos of people from that region. A person "purchases" a photo by donating a designated amount, then pins that photo to the map. Or print yellow paper Buddy Barrels.

Ideas for Districts

Help the churches in your district multiply their BGMC giving by hosting district-wide events. Each church would run its own event, but the district could provide incentives and prizes for the top-giving churches. This works best if you divide your churches into size groupings and provide a prize for the top-giver in each size group.

Kiss the Pig

Each participating church should put the face of their senior pastor on Buddy Barrels or Buddy Boxes. All the offerings collected during a designated time period are tallied up, and the church that brings in the largest offering gets to have their pastor kiss a pig at a district-wide event.



Roll-a-thon

Hold a district-wide roll-a-thon where churches buy tickets for each person who will participate. Offer a big prize to the church that brings the most people. One district charged \$8 per person (\$5 for adults not participating) and gave away a full-size inflatable Buddy. Kids can "roll" on anything with wheels: bikes, roller skates, skateboards, go-carts, etc.



[Click here for more information on holding a Roll-a-thon.](#)

Camp Campaign

During kids' camp, have one service where the offering goes to BGMC. Challenge kids to bring a Buddy Barrel stuffed full of coins to camp. Let the boys and girls compete to see who gives the most. If the boys give the most, the girls' leaders get slimed. If the girls give the most, the boys' leaders get slimed. Prizes can also be given for the barrel with the most money, the one that weighs the most, the one with the most dimes, etc.

District-wide Contest

Have a district contest for all kids. Challenge every kid to raise \$10 per year of their age. A six-year-old would raise \$60, a seven-year-old \$70, etc. Challenge them to raise it by BGMC Sunday, the second Sunday of March. Everyone who achieves their goal gets their name listed in the district newsletter and entered for a big prize. Make sure everyone wins something, such as the BGMC Gold Coin.



[Click here to order the BGMC Gold Coin, item 715-253.](#)

Online Sales

Challenge churches in your district to sell items on eBay, Craigslist, Facebook Marketplace, etc., and give the money to BGMC. The church that raises the most money could receive a pre-designated gift from the district. Second and third prizes could be offered as well. One idea for the first-place church could be free summer camp for a certain number of kids.

100% Campaign

Go after non-giving churches with a goal of 100 percent participation. Select a missions project, describe it in a letter, and ask for every church to raise at least \$100 for the project by putting a bucket in their foyer and collecting change for a month. This gives the church a way to raise the funds and makes them feel a part of the whole team.

Buddy Grand Club & Triple Grand Club

BGMC offers a Grand Club coin and a Triple Grand Club coin, awarded to any kid who raises \$1,000 or \$3,000 for BGMC in his/her lifetime. The coin can be awarded even after the kid has moved on to youth group or beyond.

Let your churches know about this award, and plan a special presentation during an event such as camp, district council, etc., to present the coins to the kids.



[Click here for Grand Club Coin info and to order.](#)